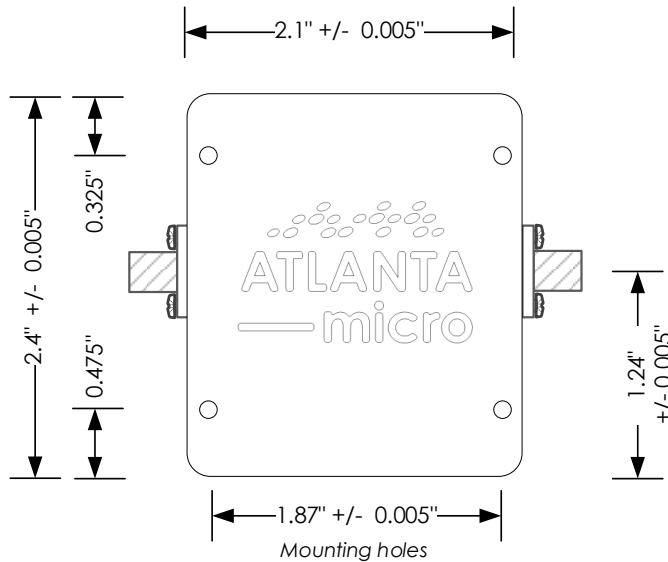


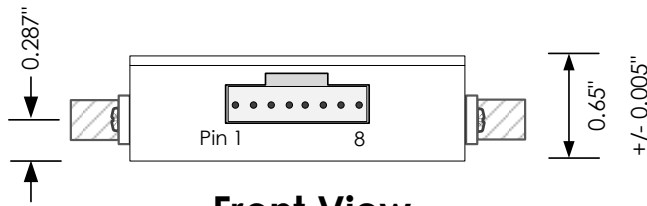
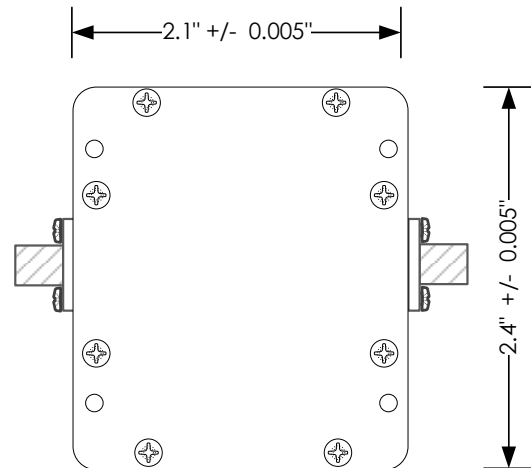
RF Shielded Module Details



Top View



Bottom View



Front View

Notes:

1. All dimensions shown are in inches
2. Module material: Aluminum
3. Mounting Holes: 4-40 right-hand threaded from top side
4. RF I/O Interface: SMA
5. Control Connector is TE 5-103634-7
6. +5VDC on pin 8

Revision History

Date	Revision Number	Notes
July 12, 2022	1	Initial Release
December 4, 2023	2	Mechanical Dimensions Updated