

# AM1114 – Amplifier

## 2 to 18 GHz Slope Correcting Gain Block

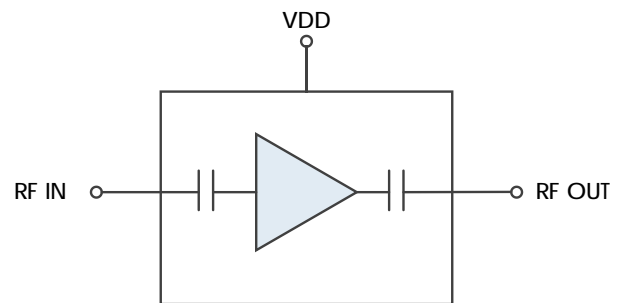
### Description

AM1114 is a wideband, cascadable amplifier servicing the 2 to 18 GHz frequency range. The device exhibits low gain at the lower frequencies ascending to moderate gain at the higher frequencies. The increasing gain across frequency makes the AM1114 an ideal solution to equalize gain/insertion loss across an RF system. Packaged in a 3mm QFN with internal 50Ω matching and drawing less than 200mW of power, the AM1114 is suited for low SWaP applications.

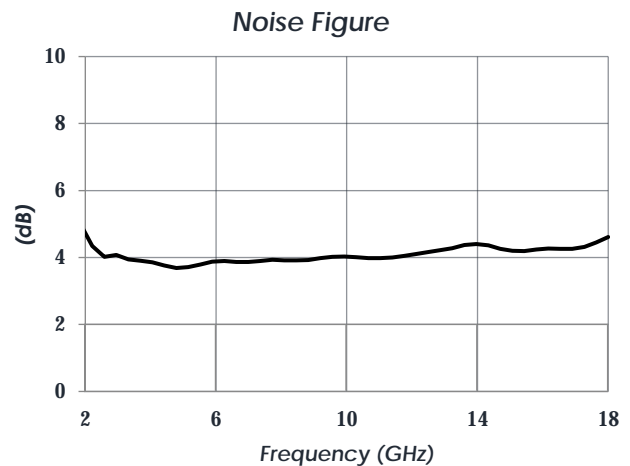
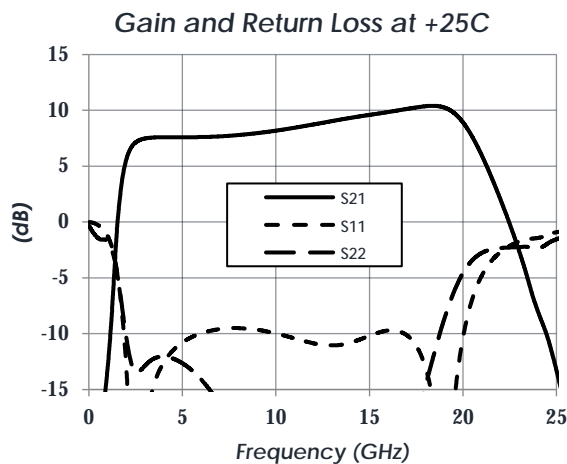
### Features

- 5 dB Gain Slope
- 5 dB Gain at 2 GHz
- 10 dB Gain at 18 GHz
- 4 dB Noise Figure
- +27 dBm OIP3
- +17 dBm P1dB
- +3.3V Operation
- 198 mW Power Consumption
- 3mm QFN
- -40C to +85C Operation

### Functional Diagram



### Characteristic Performance



To obtain price, delivery, or to place an order contact [MMICSales@mrchy.com](mailto:MMICSales@mrchy.com)  
 Atlanta Micro Inc., now a part of Mercury Systems  
 3720 Davinci Ct, Suite 400, Peachtree Corners, GA 30092 • Phone: (470) 253-7640 • [www.atlantamicro.com](http://www.atlantamicro.com)

### Table of Contents

Description .....	1	Thermal Information .....	4
Features.....	1	DC Electrical Characteristics.....	5
Functional Diagram.....	1	RF Performance.....	5
Characteristic Performance .....	1	Typical Performance .....	6
Revision History .....	2	Typical Performance Continued.....	7
Pin Layout and Definitions.....	3	Typical Application.....	8
Specifications .....	4	Evaluation PC Board .....	9
Absolute Maximum Ratings.....	4	Related Parts.....	9
Handling Information.....	4	Component Compliance Information.....	10
Recommended Operating Conditions....	4		

### Revision History

Date	Revision Number	Notes
January 6, 2022	1	Initial Release

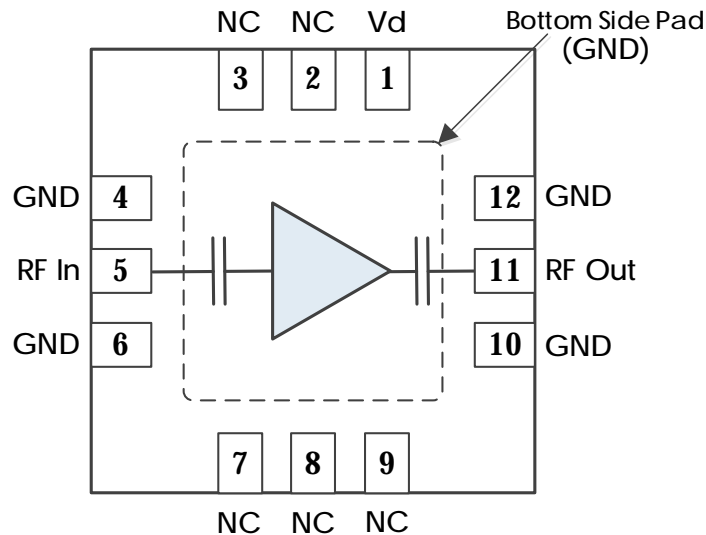
# AM1114 – Amplifier



## 2 to 18 GHz Slope Correcting Gain Block

### Pin Layout and Definitions

Note: All Un-Labeled Pins are NC or Ground



Pin Number	Pin Name	Pin Function
1	Vd	DC Power Input
2-3	NC	Not Connected
4	GND	Ground - Common
5	RF In	RF Input - 50 Ohms - DC Blocked
6	GND	Ground - Common
7-9	NC	Not Connected
10	GND	Ground - Common
11	RF Out	RF Output - 50 Ohms - DC Blocked
12	GND	Ground - Common

**Note:** NC pins may be grounded or left open

# AM1114 – Amplifier



## 2 to 18 GHz Slope Correcting Gain Block

### Specifications

#### Absolute Maximum Ratings

	Minimum	Maximum
Supply Voltage	-0.3 V	+3.5 V
RF Input Power		+20 dBm
Storage Temperature Range	-55 C	+150 C

**Note:** Any device operation beyond the Absolute Maximum Ratings may result in permanent damage to the device. The values listed in this table are extremes and do not imply functional operation of the device at these or any other conditions beyond what is listed under Recommended Operating Conditions. Any part subjected to conditions outside of what is recommended for an extended amount of time may suffer from reliability concerns.

#### Handling Information

	Minimum	Maximum
Storage Temperature Range (Recommended)	-50 C	+125 C
Moisture Sensitivity Level	MSL 3	



Atlanta Micro products are electrostatic sensitive.  
Follow safe handling practices to avoid damage

#### Recommended Operating Conditions

	Minimum	Typical	Maximum
Supply Voltage		+3.3 V	
Operating Case Temperature	-40 C		+85 C

#### Thermal Information

Junction to Case Thermal Resistance ( $\theta_{JC}$ )	284 C/W
Nominal Junction Temperature at +85C Ambient	+141 C
Channel Temperature to Maintain 1 Million Hour MTF	+175 C

To obtain price, delivery, or to place an order contact [MMICSales@mrchy.com](mailto:MMICSales@mrchy.com)  
Atlanta Micro Inc., now a part of Mercury Systems  
3720 Davinci Ct, Suite 400, Peachtree Corners, GA 30092 • Phone: (470) 253-7640 • [www.atlantamicro.com](http://www.atlantamicro.com)

# AM1114 – Amplifier

## 2 to 18 GHz Slope Correcting Gain Block

### DC Electrical Characteristics

(T = 25 °C unless otherwise specified)

Parameter	Testing Conditions	Minimum	Typical	Maximum
DC Supply Voltage			+3.3 V	
DC Supply Current	VDD = +3.3V		60 mA	
Power Dissipated	VDD = +3.3V		198 mW	

### RF Performance

(T = 25 °C unless otherwise specified)

Parameter	Testing Conditions	Minimum	Typical	Maximum
Frequency Range		2 GHz		18 GHz
Gain	f = 2 GHz		5 dB	
	f = 10 GHz		8 dB	
	f = 18 GHz		10 dB	
Return Loss	f = 2 GHz		12 dB	
	f = 10 GHz		12 dB	
	f = 18 GHz		14 dB	
Output IP3	f = 10 GHz		28 dBm	
Output P1dB	f = 10 GHz		16 dBm	
Noise Figure	f = 10 GHz		4 dB	

\*Note: OIP3 measured with 10MHz tone spacing

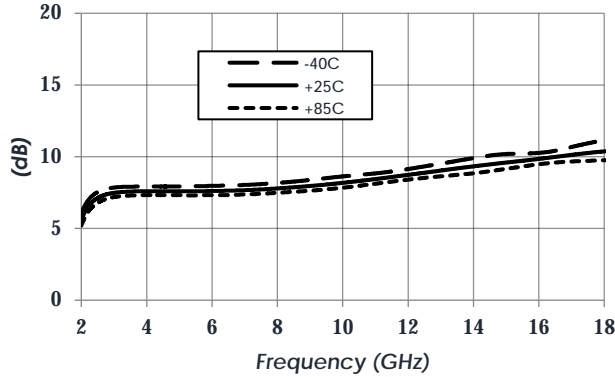
# AM1114 – Amplifier

## 2 to 18 GHz Slope Correcting Gain Block

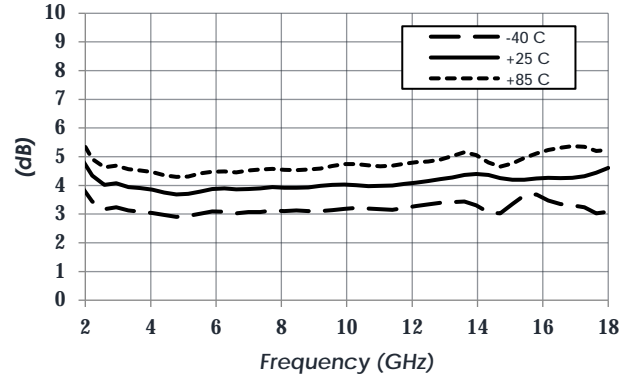
### Typical Performance

(VDD = +3.3V, T = 25°C unless otherwise specified)

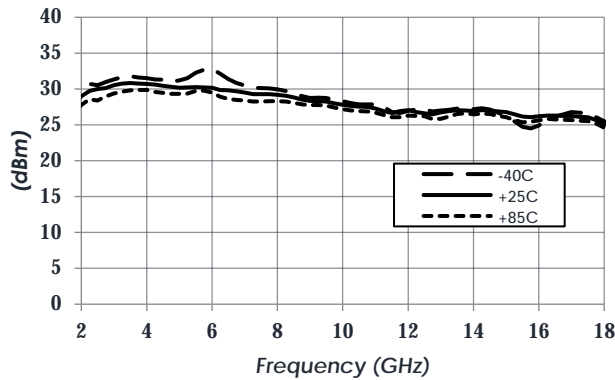
Gain vs Temperature



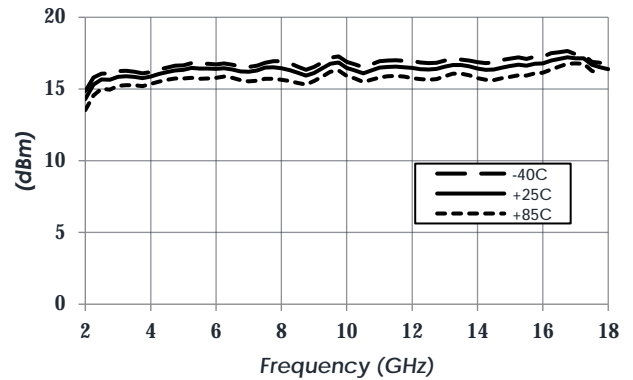
Noise Figure vs Temperature



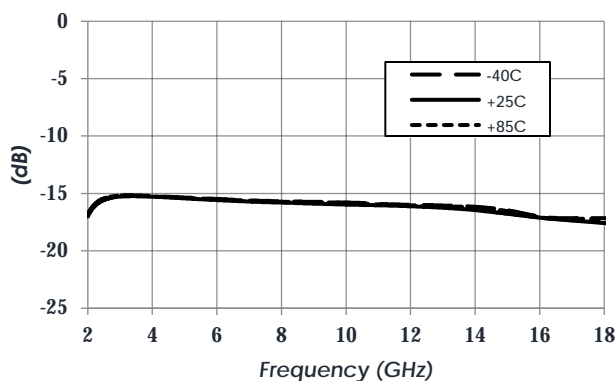
Output IP3 vs Temperature



P1dB vs Temperature



Reverse Isolation vs Temperature



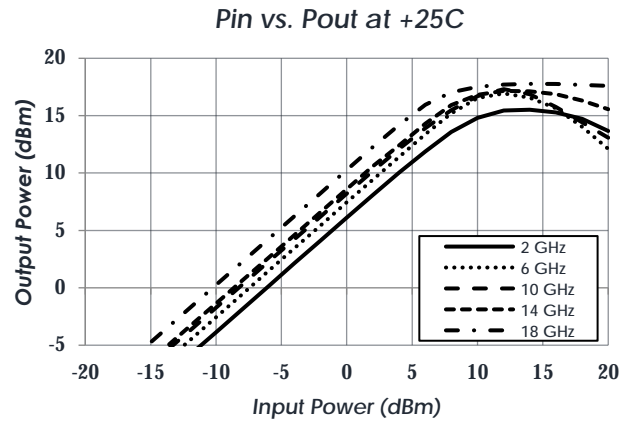
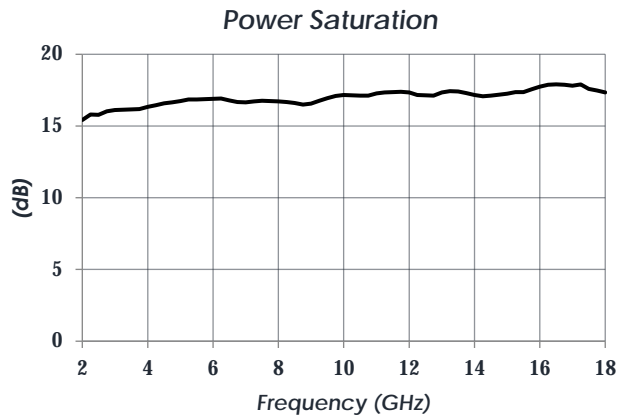
To obtain price, delivery, or to place an order contact [MMICSales@mercy.com](mailto:MMICSales@mercy.com)  
 Atlanta Micro Inc., now a part of Mercury Systems  
 3720 Davinci Ct, Suite 400, Peachtree Corners, GA 30092 • Phone: (470) 253-7640 • [www.atlantamicro.com](http://www.atlantamicro.com)

# AM1114 – Amplifier

## 2 to 18 GHz Slope Correcting Gain Block

### Typical Performance Continued

(VDD = +3.3V, T = 25°C unless otherwise specified)

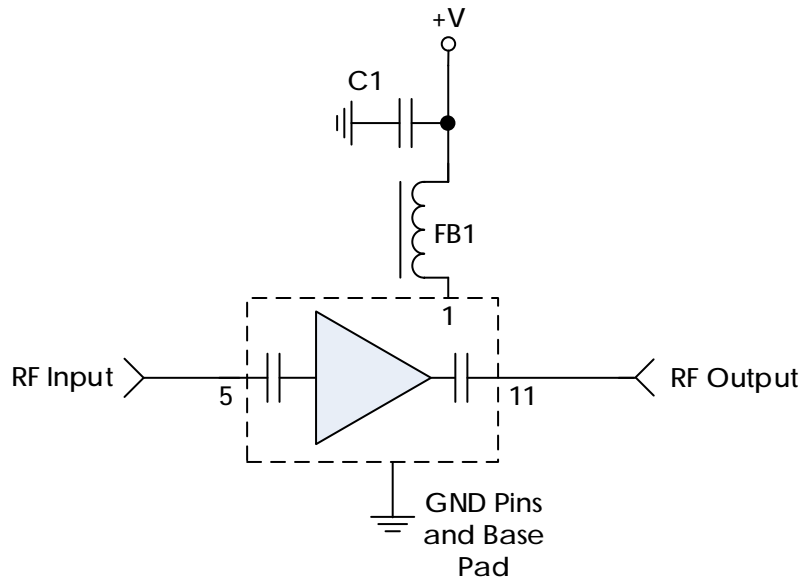


To obtain price, delivery, or to place an order contact [MMICSales@mercy.com](mailto:MMICSales@mercy.com)  
 Atlanta Micro Inc., now a part of Mercury Systems  
 3720 Davinci Ct, Suite 400, Peachtree Corners, GA 30092 • Phone: (470) 253-7640 • [www.atlantamicro.com](http://www.atlantamicro.com)

# AM1114 – Amplifier

## 2 to 18 GHz Slope Correcting Gain Block

### Typical Application



Note: NC pins may be grounded or left open

### Recommended Component List (or equivalent):

Part	Value	Part Number	Manufacturer
C1	0.1 $\mu$ F	GRM155R71C104KA88	Murata
FB1	-	MMZ1005A222E	TDK

### Notes:

1. FB1 and C1 are required for proper operation of the AM1114.
  - a. AM1114 must see a large-valued inductor or ferrite bead at pin 1 before a shunt capacitor is to be placed for power line filtering.
  - b. If a capacitor is placed at pin 1 before FB1, AM1114 will not operate as shown in Typical Performance section.

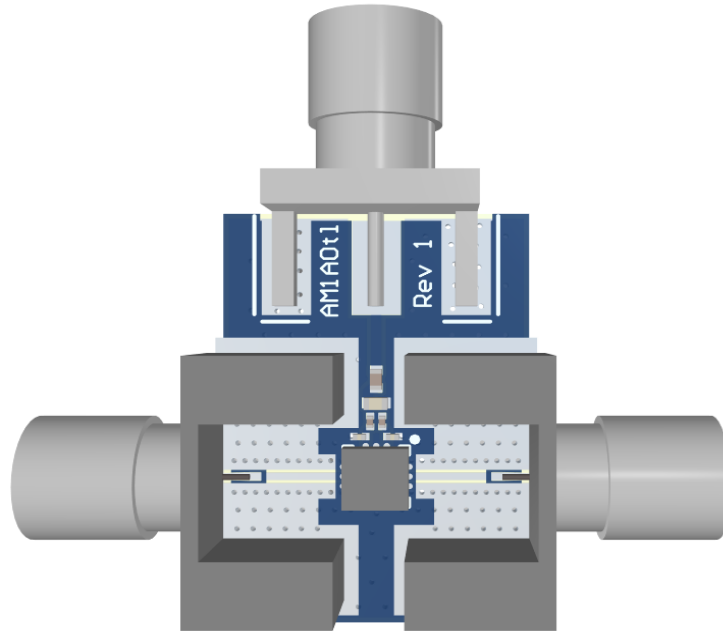


# AM1114 – Amplifier



2 to 18 GHz Slope Correcting Gain Block

## Evaluation PC Board



Note: Not all components shown may be installed.

## Related Parts

Part Number	Description
AM1070	DC to 18 GHz Broadband Gain Block
AM1071	DC to 18 GHz Broadband Gain Block
AM1100	2 GHz to 16.5 GHz Low Noise Amplifier
AM1101	2 GHz to 26.5 GHz Bypassable Amplifier
AM1102	DC to 22 GHz Low Noise Amplifier
AM1110	DC to 18 GHz Slope Correcting Amplifier
AM1113	2 GHz to 18 GHz Slope Correcting Amplifier

To obtain price, delivery, or to place an order contact [MMCSales@mercy.com](mailto:MMCSales@mercy.com)  
Atlanta Micro Inc., now a part of Mercury Systems  
3720 Davinci Ct, Suite 400, Peachtree Corners, GA 30092 • Phone: (470) 253-7640 • [www.atlantamicro.com](http://www.atlantamicro.com)

### Component Compliance Information

**RoHS:** Atlanta Micro, Inc. hereby certifies that all products comply with the EC Directive 2011/65/EC on the Restriction of Hazardous Substances, commonly known as EU-RoHS 6 and 10. All products supplied by Atlanta Micro shall be compliant with the European Directive 2011/65/EC based on the following substance list.

Substance List	Allowable Maximum Concentration
Lead (Pb)	<1000 PPM (0.1% by weight)
Mercury (Hg)	<1000 PPM (0.1% by weight)
Cadmium (Cd)	<75 PPM (0.0075% by weight)
Hexavalent Chromium (CrVI)	<1000 PPM (0.1% by weight)
Polybrominated Biphenyls (PBB)	<1000 PPM (0.1% by weight)
Polybrominated Diphenyl ethers (PBDE)	<1000 PPM (0.1% by weight)
Decabromodiphenyl Deca BDE	<1000 PPM (0.1% by weight)
Bis (2-ethylhexyl) Phthalate (DEHP)	<1000 PPM (0.1% by weight)
Butyl Benzyl Phthalate (BBP)	<1000 PPM (0.1% by weight)
Dibutyl Phthalate (DBP)	<1000 PPM (0.1% by weight)
Diisobutyl Phthalate (DIBP)	<1000 PPM (0.1% by weight)

**REACH:** Atlanta Micro, Inc. neither uses nor intentionally adds any of the substances considered to be a Substance of Very High Concern (SVHC) as defined by the EU Regulation (EC) No. 1907-2006 on Registration, Evaluation, Authorization, and Restriction of Chemicals (REACH).

**Conflict Materials:** Atlanta Micro does not knowingly use materials that are sourced from the Democratic Republic of Congo (DRC) or any other known conflict regions. Atlanta Micro's supply chain is comprised of sources that are both environmentally and socially responsible. We periodically review this requirement with our vendors to ensure continued compliance.

Atlanta Micro takes its responsibility as a global partner seriously and will use due diligence within our supply chain to ensure all standards are met to the best of our knowledge.