

# Jade 71810

LVDS digital I/O  
XMC module with Kintex UltraScale FPGA

## High-performance offload co-processor

- Fully customizable I/O signal status and control interface
- 38 pairs of Configurable LVDS Digital I/O
- Meets needs from low cost to high performance
- Choice of FPGA resources



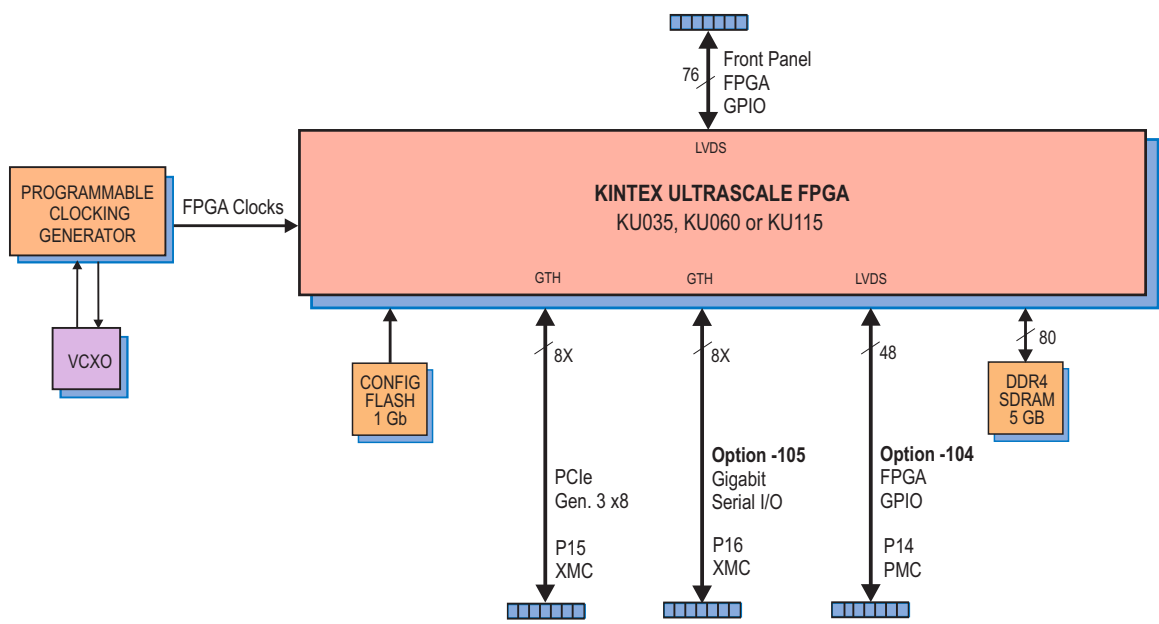
**The Jade® 71810 is designed to work with the Navigator® Design Suite of tools. The combination of Jade and Navigator offers users an efficient path to developing and deploying FPGA-based data processing IP.**

In addition to supporting PCI Express Gen. 3 as a native interface, the 71810 includes optional high-bandwidth serial and parallel connections to the Kintex UltraScale FPGA for custom digital I/O.

## FEATURES

- Supports Xilinx® Kintex® UltraScale™ FPGA
- Front panel digital I/O can be used as a status and control or data interface
- PCI Express interface (Gen. 1, 2 & 3) up to x8
- VITA 42.0 XMC compatible with switched-fabric interfaces
- Optional LVDS and gigabit serial connections for custom FPGA I/O
- Ruggedized and conduction-cooled versions

71810 BLOCK DIAGRAM



## THE JADE ARCHITECTURE

Evolved from the proven designs of Mercury's Cobalt® and Onyx® families, Jade® raises the processing performance while lowering the overall power requirements by building on the Xilinx family of Kintex UltraScale FPGAs. As the central feature of the board architecture, the FPGA has access to all data and control paths, enabling factory-installed functions as well as providing an ideal platform for user-created intellectual property (IP).

## XILINX KINTEX ULTRASCALE FPGAS

Depending on the requirements of the processing task, the Kintex Ultrascale can be selected from a range of FPGAs: KU035 through KU115. The KU115 features 5520 DSP48E2 slices and is ideal for modulation/demodulation, encoding/decoding, encryption/decryption, and channelization of the signals between transmission and reception. For applications not requiring large DSP resources or logic, a lower-cost FPGA can be installed.

## FRONT PANEL DIGITAL I/O INTERFACE

The 71810 includes an 80-pin front panel connector that provides 38 LVDS pairs connected to the FPGA. With user IP, these can be utilized for a control and status interface to other components of the system or as a data path.

## PCI EXPRESS INTERFACE

The 71810 includes an industry-standard interface fully compliant with PCI Express Gen. 1, 2 and 3 bus specifications. Supporting PCIe links up to x8, the interface includes multiple DMA controllers for efficient transfers to and from the board.

## MEMORY RESOURCES

The 71810 architecture supports a 5 GB bank of DDR4 SDRAM memory. User-installed IP along with the Mercury-supplied DDR4 controller core within the FPGA can take advantage of the memory for custom applications.

## XMC INTERFACE

The 71810 complies with the VITA 42.0 XMC specification. Each of the two XMC connectors provides an 8X link with up to 10 Gb/sec per lane. With dual XMC connectors, the 71810 supports x8 PCIe on the first XMC connector (P15), leaving the optional second connector (P16) free to support user-installed transfer protocols specific to the target application.

Option -104 installs the P14 PMC connector with 24 pairs of LVDS connections to the FPGA for custom I/O.

Option -105 installs P16 providing one 8X gigabit link between the FPGA and the P16 XMC connector to support serial protocols.

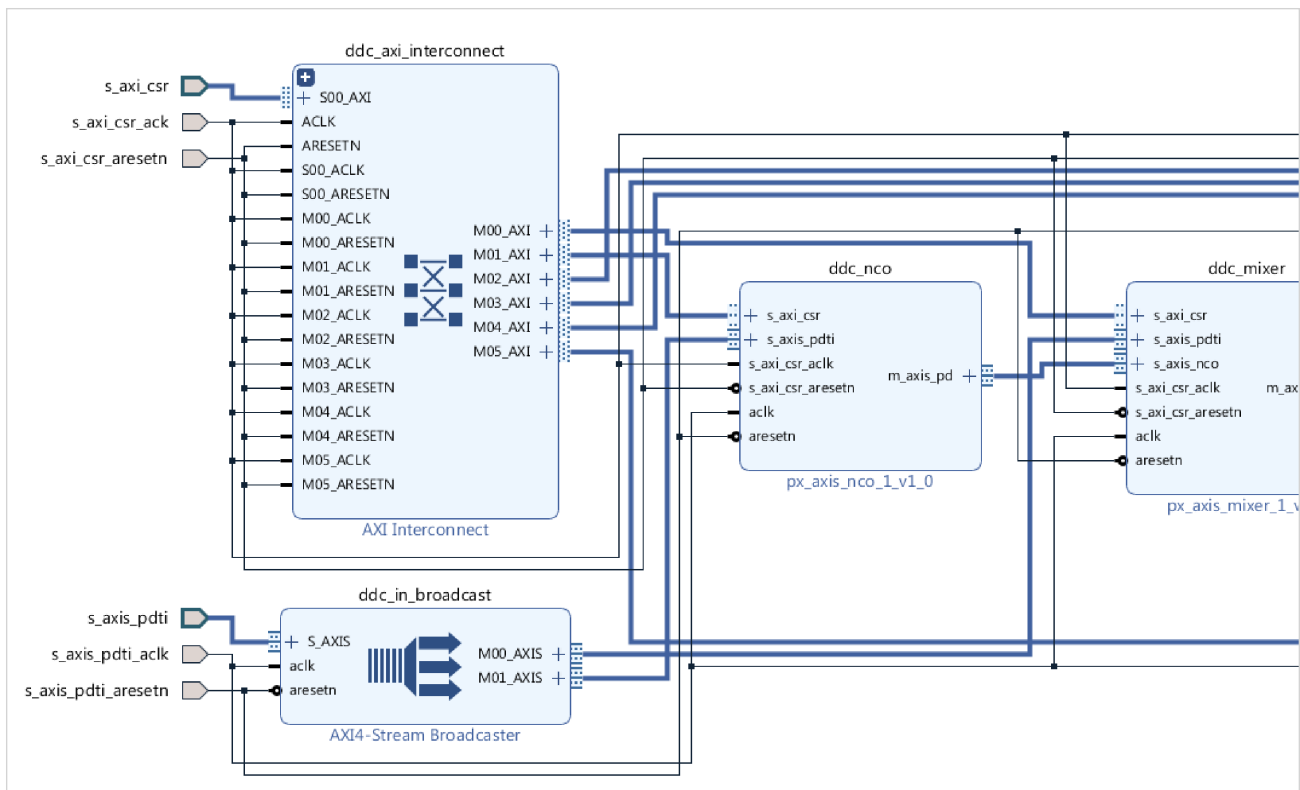
## NAVIGATOR DESIGN SUITE

For applications that require specialized functions, the Navigator Design Suite allows customers to fully utilize the processing power of the FPGA. It includes an FPGA design kit for integrating custom IP into the factory-shipped design, and a board support package for creating host applications for control of all hardware and FPGA IP-based functions.

The **Navigator FPGA Design Kit (FDK)** for the Xilinx® Vivado® Design Suite includes the complete Vivado project folder for each Jade product with all design files for the factory-installed FPGA IP. Vivado's IP Integrator is a graphical design entry tool that visually presents the complete block diagram of all IP blocks so the developer can access every component of the Jade design. Developers can quickly import, delete, and modify IP blocks and change interconnection paths using simple mouse operations.

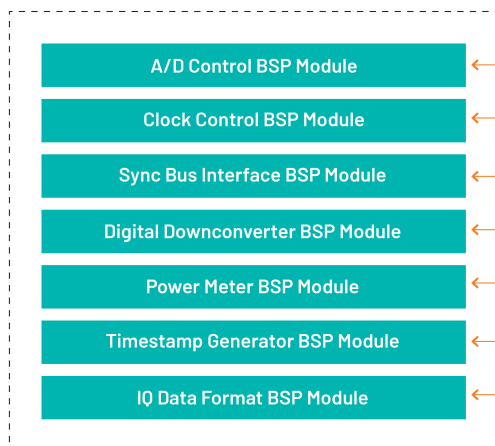
Navigator FDK includes an IP core library of more than 100 functions representing a wealth of resources for DSP, data formatting, timing, and streaming operations, all based on the powerful AXI4 standard. multilevel documentation for each IP core is a mouse click away, and fully consistent with Xilinx IP cores.

The **Navigator Board Support Package (BSP)** provides software support for Jade boards. It enables operational control of all hardware functions on the board and IP functions in the FPGA. The BSP structure is designed to complement the functions of the FDK by maintaining a one-to-one relationship between FDK and BSP components. For each IP block found in the FDK library, a matching software module can be found in the BSP. This organization simplifies the creation and editing of software to support new IP functions and modifications to existing IP cores.

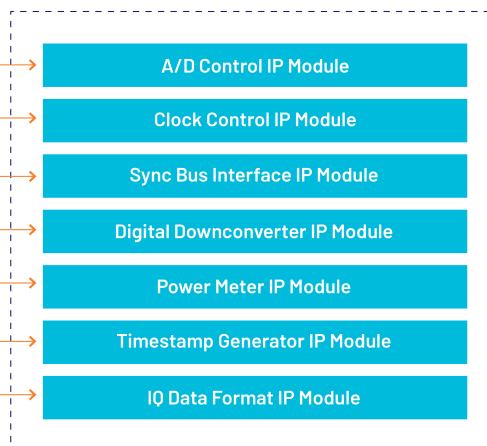


Navigator IP FPGA Design viewed in IP Integrator

## NAVIGATOR BOARD SUPPORT PACKAGE

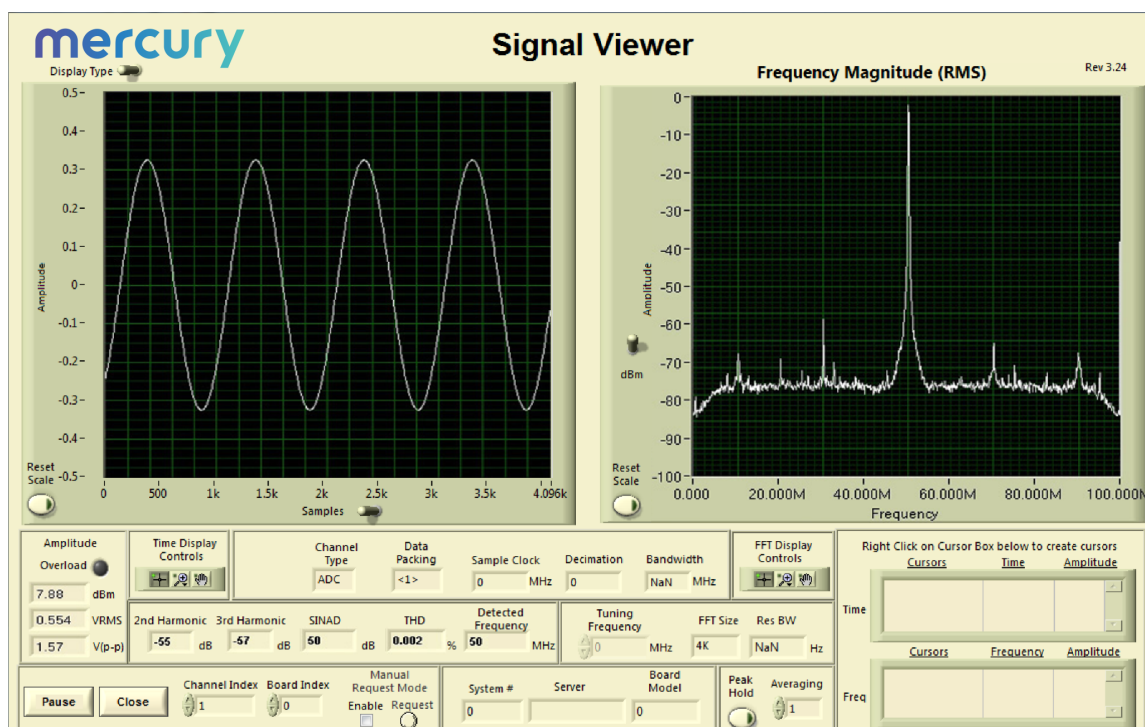


## NAVIGATOR FPGA DESIGN KIT



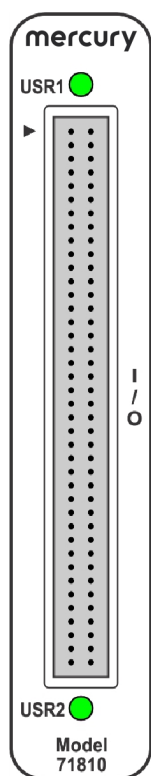
Because all Jade boards are shipped with a full suite of built-in IP functions and numerous software examples, new applications can be developed by building on the provided software examples or built entirely new with the BSP extensive libraries. All BSP libraries are provided as C-language source for full access and code transparency.

The Navigator BSP includes the **Signal Viewer**, a full-featured analysis tool, that displays data in time and frequency domains. Built-in measurement functions display 2nd and 3rd harmonics, THD (total harmonic distortion), and SINAD (signal to noise and distortion). Interactive cursors allow users to mark data points and instantly calculate amplitude and frequency of displayed signals. With the Signal Viewer users can install the Jade board and Navigator BSP and start viewing analog signals immediately.



## FRONT PANEL CONNECTIONS

The XMC front panel includes a 80-pin digital input/output connector. The front panel also includes two LED indicators.



- **User LEDs:** The two yellow **USR 1** and **USR 2** LEDs indicate Input/Output operating status.
- **Digital I/O Connector:** The 80-pin connector provides 32 digital input/output Data bits, Clock, Data Valid, and Data suspend signals. Three pairs of spare pins are available for user applications.

## SPECIFICATIONS

## Front Panel Digital I/O

Connector Type: 80-pin connector, mates to a ribbon cable connector

Signal Quantity: 38 pairs

Signal Type: LVDS

## Field Programmable Gate Array

- Standard: Xilinx Kintex UltraScale XCKU035-2
- Option -084: Xilinx Kintex UltraScale XCKU060-2
- Option -087: Xilinx Kintex UltraScale XCKU115-2

## Custom I/O

- Option -104: Installs the PMC P14 connector with 24 LVDS pairs to the FPGA
- Option -105: Installs the XMC P16 connector configurable as one 8X gigabit serial link to the FPGA

## Memory

Type: DDR4 SDRAM

Size: 5 GB

Speed: 1200 MHz (2400 MHz DDR)

## PCI-Express Interface

PCI Express Bus: Gen. 1, 2 or 3: x4 or x8

## Environmental

Standard: L0 (air-cooled)

- Operating Temp: 0° to 50° C
- Storage Temp: -20° to 90° C
- Relative Humidity: 0 to 95%, non-condensing

Option -702: L2 (air-cooled)

- Operating Temp: -20° to 65° C
- Storage Temp: -40° to 100° C
- Relative Humidity: 0 to 95%, non-condensing

Option -713: L3 (conduction-cooled)

- Operating Temp: -40° to 70° C
- Storage Temp: -50° to 100° C
- Relative Humidity: 0 to 95%, non-condensing

## Physical

Dimensions: Single XMC module

- Depth: 149.0 mm (5.87 in)
- Height: 74 mm (2.91 in)

Weight: Approximately 14 oz (400 grams)

## ORDERING INFORMATION

Model	Description
71810	LVDS Digital I/O XMC module with Kintex UltraScale FPGA

## Options:

-084	XCKU060-2 FPGA
-087	XCKU115-2 FPGA
-104	LVDS FPGA I/O through P14 connector
-105	Gigabit serial FPGA I/O through P16 connector
-702	Air-cooled, Level 2
-713	Conduction-cooled, Level 3
-730	2-slot heat sink

Contact Mercury for compatible option combinations and complete specifications of rugged and conduction-cooled versions. Options may change, so be sure to contact Mercury for the latest information.

## DEVELOPMENT SYSTEMS

Mercury offers development systems for Jade products. They come with all pre-tested software and hardware ready for immediate operation. These systems are intended to save engineers and system integrators the time and expense associated with building and testing a development system that ensures optimum performance of Jade boards. Please [contact Mercury](#) to configure a system that matches your requirements.

## FORM FACTORS

Jade products are available in standard form factors including 3U VPX, 6U VPX, PCIe, and XMC. The Jade Model 71810 XMC (LVDS Digital I/O with Kintex UltraScale FPGA) has the following variants:

Model	
54810	3U VPX board (single XMC with optical/backplane RF)
57810	6U VPX board (single XMC)
58810	6U VPX board (dual XMC)
71810	XMC module

## LIFETIME SUPPORT FOR JADE PRODUCTS

Mercury offers worldwide customers shorter development time, reliable, rugged solutions for a variety of environments, reduced costs, and mature software development tools. We offer free lifetime support from our engineering staff, which customers can depend on through phone and email, as well as software updates. Take advantage of our 40 years of experience in delivering high-performance radar, communications, SIGINT, EW, and data acquisition MIL-Aero solutions worldwide.



### Corporate Headquarters

50 Minuteman Road  
Andover, MA 01810 USA  
**+1 978.967.1401** tel  
**+1 866.627.6951** tel  
**+1 978.256.3599** fax

### International Headquarters

**Mercury International**  
Avenue Eugène-Lance, 38  
PO Box 584  
CH-1212 Grand-Lancy 1  
Geneva, Switzerland  
**+41 22 884 5100** tel

### Learn more

**Visit:** [mrcy.com/go/MP71810](https://mrcy.com/go/MP71810)

**For technical details, contact:**  
[mrcy.com/go/CF71810](https://mrcy.com/go/CF71810)



The Mercury Systems logo and the following are trademarks or registered trademarks of Mercury Systems, Inc.: Mercury Systems, Innovation That Matters, Jade and Navigator. Other marks used herein may be trademarks or registered trademarks of their respective holders. Mercury believes this information is accurate as of its publication date and is not responsible for any inadvertent errors. The information contained herein is subject to change without notice.

